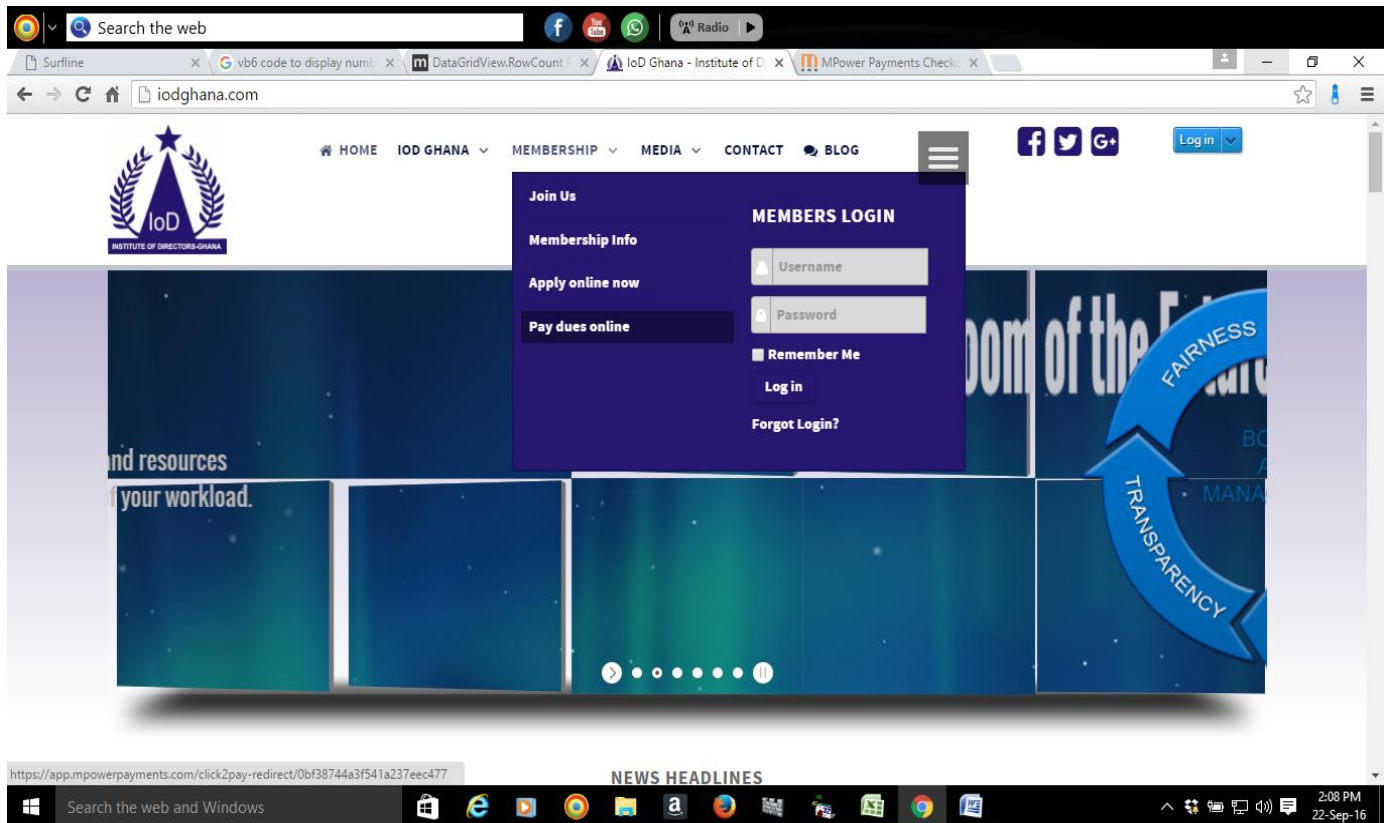




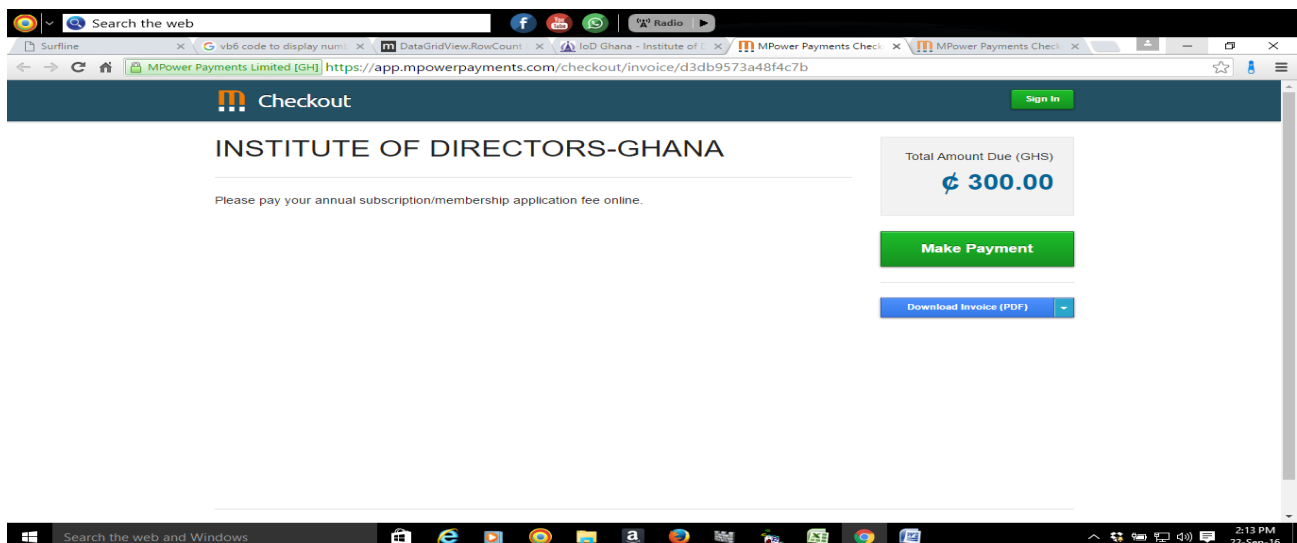
PAYMENT SYSTEM PROCEDURE FOR MEMBERS

Note: Please follow the steps carefully to make your payments

1. Go to www.iodghana.com and click on the membership tab as shown below



2. Select this option (**Pay dues online**) to open the payment section as shown below.



3. Click on Make Payment (i.e. the green highlighted rectangular box) to view the process

4.

Search the web

Surfline x v66 code to display num x DataGridView.RowCount x IoD Ghana - Institute of x MPower Payments Check x MPower Payments Check x

MPower Payments Limited [GH] https://app.mpowerpayments.com/checkout/invoice/d3db9573a48f4c7b#

Checkout Sign In

INSTITUTE OF DIRECTORS-GHANA

Total Amount Due (GHS)
₵ 300.00

See Invoice Details

Debit/Credit Card Mobile Money MPower Account MPower Token

* Your Name Your Full Name

* Email Address Email Address

* Phone No. 233244146070

* Card Name Name on the Debit Card

* Card Number Card Number

* Expiry date Month Year

* CVC
3 digits at the back of your card.

Make Payment

Search the web and Windows 2:15 PM 22-Sep-16

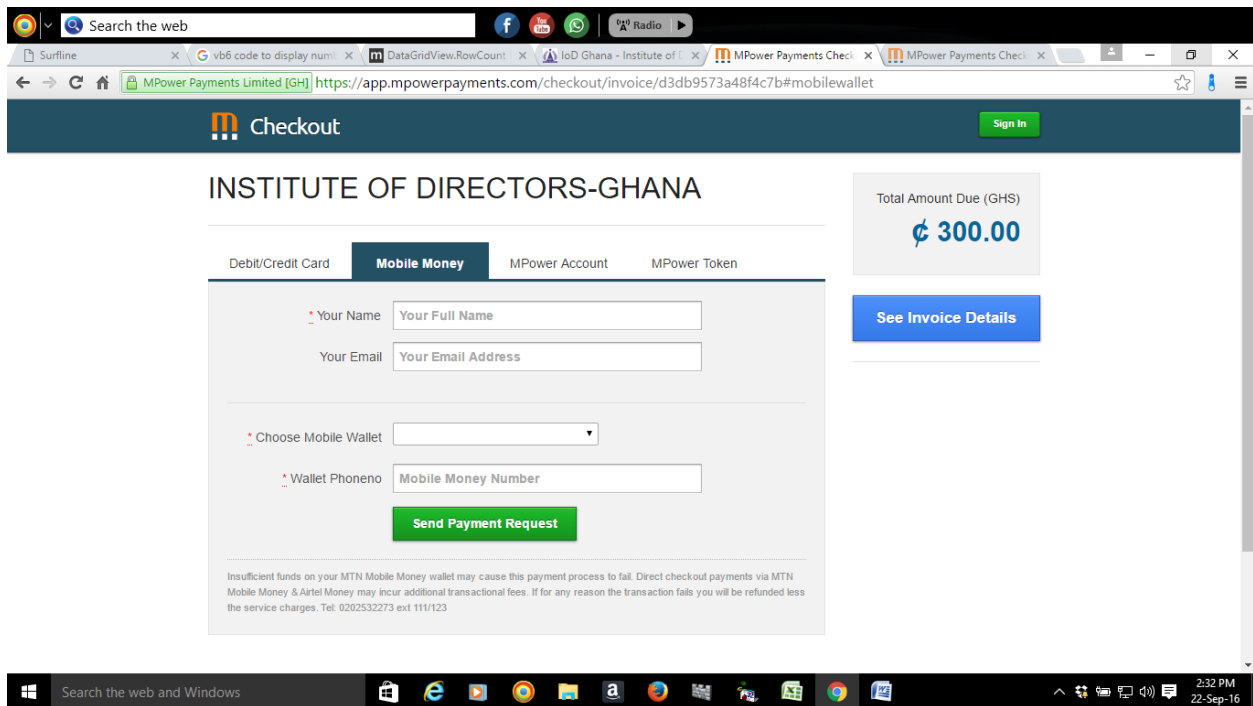
5. The default tab that will display is the Debit/Credit Card. Fill in all the fields marked * as these are mandatory fields and must be filled to complete the process. You can also click on the other tabs (i.e. Mobile Money, MPower Account or MPower Token)

Note: Debit/Credit Card is for those who want to pay via visa cards and other electronic cards.

FOR PAYMENT THROUGH MOBILE MONEY DO THE FOLLOWING:

6. Click on the Mobile Money tab and fill in your full details including name and valid email address

7. Select your mobile money wallet from the dropdown menu (i.e. Airtel Money, MTN Mobile Money) as shown below



8. Type your wallet phone number from which the payment would be deducted from. e.g. 0240000000

9. If all details are correct, click on **Send Payment Request**. A message will appear on the screen that process has been successful.

10. For MPower Account Users do this.

- Enter your account name or Mobile number in the Account field.
- Enter your password and Click on Pay Now

11. You can open/create an MPower Account and get a token before payment can be made.

12. You can view or download your invoice as prove of payment. Upon receipt of your payment, a receipt will be issued, scanned and sent to you via your email provided.

Please do email us via info@iodghana.com or call 0248146176 for further enquiries.